

The SWCCG Player's Committee presents

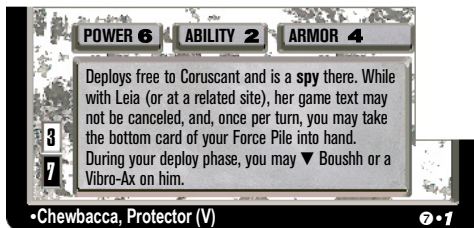
Virtual Set #7

To use these cards, simply print them out and cut out the area beneath the card title (not on the actual card), and place the cutout in a sleeve with the original card. We recommend using opaque sleeves for non-objective cards. If you use clear sleeves, the cutout must be attached to the original card using tape or some other adhesive so the cutout does not slide. The adhesive must not be visible and must not noticeably increase the thickness of the card. If it does, the tournament director may interpret it as cheating and may penalize you appropriately. **DISCLAIMER:** For best card size printing results, click on the print icon (or File, then Print) and uncheck all boxes under Copies and Adjustments, located on the right side.

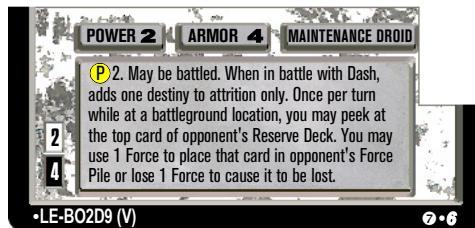
ICON KEY-

- A (Immune to Alter.)
 C (Immune to Control.)
 S (Immune to Sense.)
 P X (Replaced the phrase "Adds X to power of anything he/she pilots" in the game text, unless otherwise specified, and is considered to have a Pilot icon.)

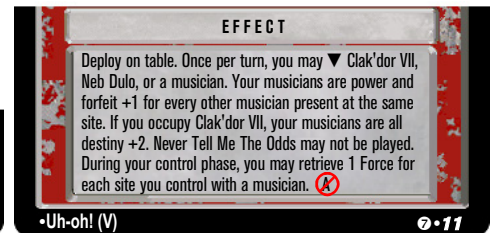
•Chewbacca, Protector (V)



•LE-BO2D9 (V)



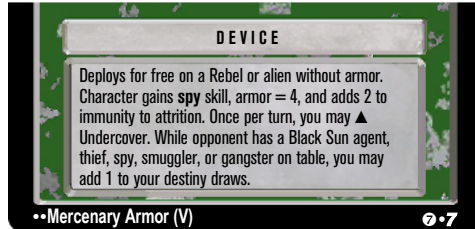
•Uh-oh! (V)



•Dash Rendar (V)

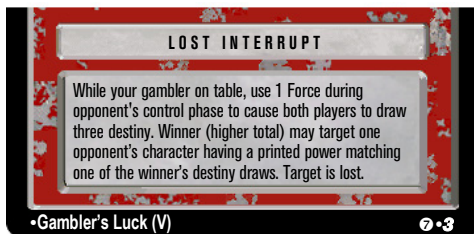


•Mercenary Armor (V)

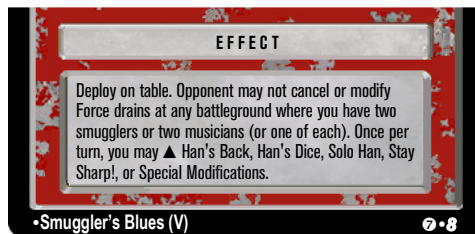


The Dark Side

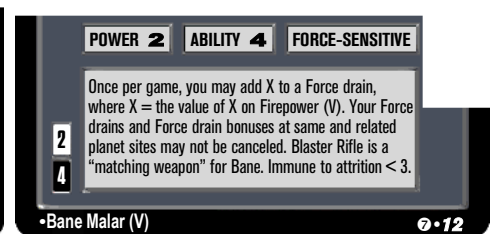
•Gambler's Luck (V)



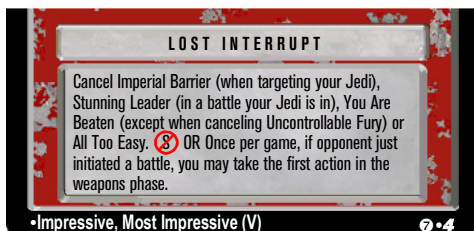
•Smuggler's Blues (V)



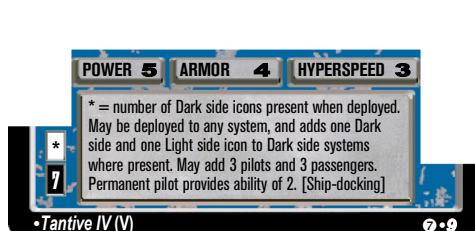
•Bane Malar (V)



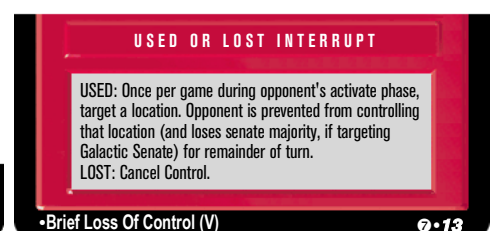
•Impressive, Most Impressive (V)



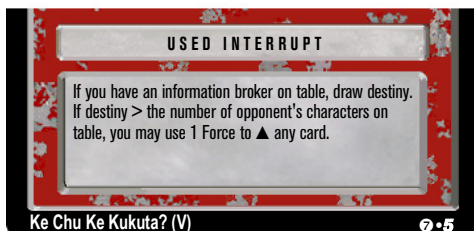
•Tantive IV (V)



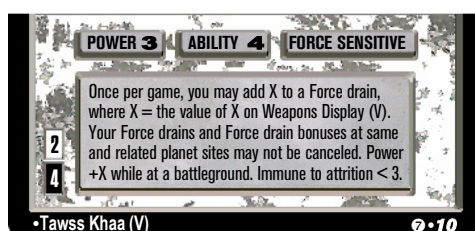
•Brief Loss Of Control (V)



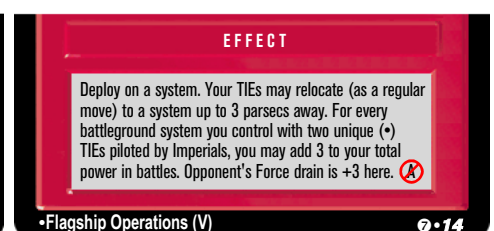
Ke Chu Ke Kukuta? (V)



•Tawss Khaa (V)



•Flagship Operations (V)

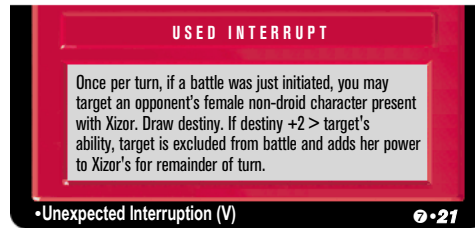


Virtual Set #7

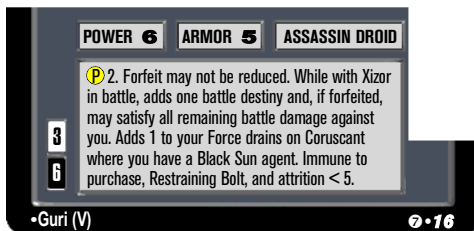
•Frustration (V)



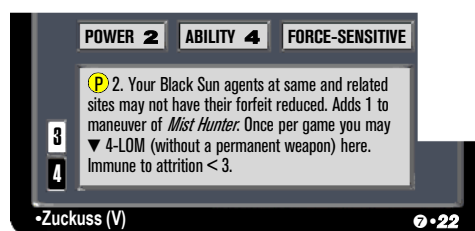
•Unexpected Interruption (V)



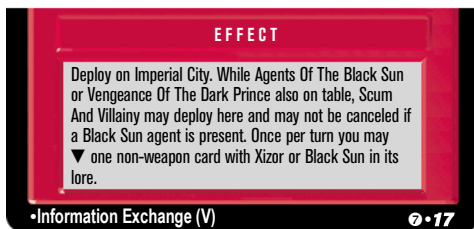
•Guri (V)



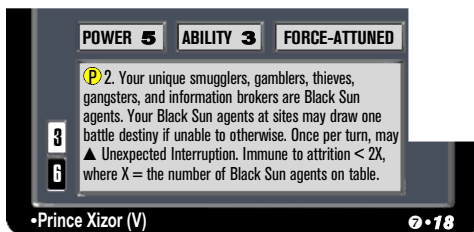
•Zuckuss (V)



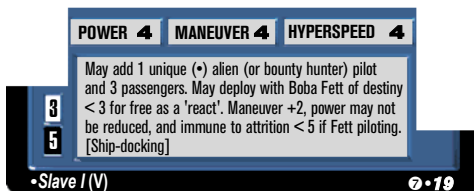
•Information Exchange (V)



•Prince Xizor (V)



•Slave I (V)



Those Rebels Won't Escape Us (V)

